

CITIZENS' GUIDE TO LOCAL UNIT FINANCES - Spring Lake Township - Ottawa

	<u>2011</u>	<u>2012</u>	<u>2013</u>	<u>2014</u>	<u>2015</u>	<u>Per capita information</u>	
						<u>2014</u>	<u>2015</u>
Statement Of Revenue & Expense							
All governmental funds							
Revenues							
Taxes	1,525,430	1,465,003	1,518,140	1,177,784	1,204,842	79	81
Licenses & Permits	265,093	287,341	312,399	339,367	349,482	23	23
Federal Government	30,816	59,006	17,469	34,373	43,275	2	3
State Government	705,910	958,867	1,098,656	920,327	997,887	62	67
Local Contributions	-	-	-	-	-	-	-
Charges for Services	125,917	155,101	156,413	181,234	146,390	12	10
Fines & Forfeitures	-	-	-	-	-	-	-
Interest & Rents	18,380	7,942	6,219	12,152	16,551	1	1
Other Revenues	186,494	212,649	284,244	1,176,029	1,477,447	79	99
Total Revenues	2,858,040	3,145,909	3,393,540	3,841,266	4,235,874	258	285
Expenditures							
General Government	727,234	716,525	806,937	825,405	755,905	55	51
Police & Fire	489,493	512,046	572,923	679,457	646,149	46	43
Other Public Safety	123,786	134,283	138,944	150,432	145,556	10	10
Roads	-	-	-	-	-	-	-
Other Public Works	196,188	288,479	295,501	178,910	281,145	12	19
Health & Welfare	158,534	159,098	160,127	162,608	164,530	11	11
Community/Econ. Development	168,779	169,323	165,736	168,945	173,273	11	12
Recreation & Culture	376,857	359,964	379,434	402,043	406,482	27	27
Capital Outlay	166,617	505,905	915,245	608,776	1,013,581	41	68
Debt Service	292,688	296,238	252,994	437,031	251,839	29	17
Other Expenditures	-	-	-	231,303	364,143	16	24
Total Expenditures	2,700,176	3,141,861	3,687,841	3,844,910	4,202,603	258	282
Surplus (Shortfall)	157,864	4,048	(294,301)	(3,644)	33,271	(0)	2
Financial Position							
All governmental funds							
Nonspendable	38,420	38,951	-	258,758	35,778	17	2
Restricted	-	660,717	557,659	487,147	761,502	33	51
Committed	2,139,465	-	-	-	-	-	-
Assigned	-	-	415,049	194,139	855,094	13	57
Unassigned	-	1,482,265	914,924	943,944	264,885	63	18
Total Fund Balance	2,177,885	2,181,933	1,887,632	1,883,988	1,917,259	127	129

CITIZENS' GUIDE TO LOCAL UNIT FINANCES - Spring Lake Township - Ottawa

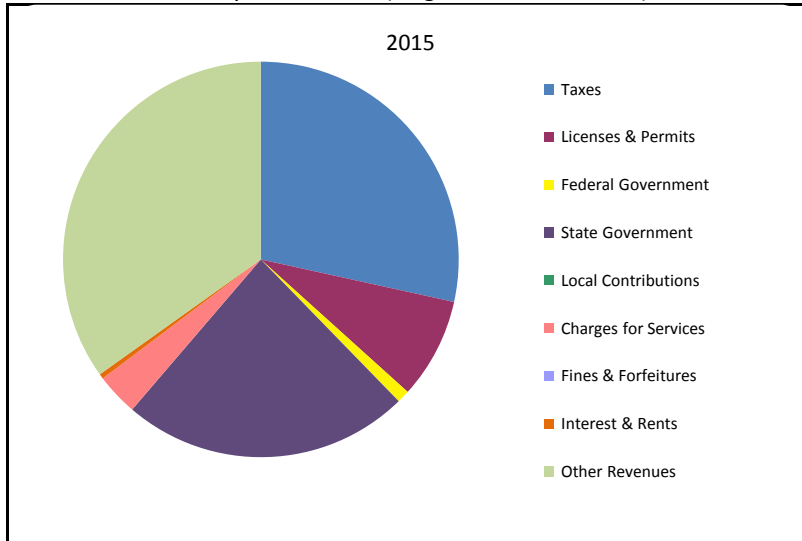
	<u>2011</u>	<u>2012</u>	<u>2013</u>	<u>2014</u>	<u>2015</u>	<u>Per capita information</u>	
						<u>2014</u>	<u>2015</u>
Liabilities not counted on a modified-accrual basis							
Pensions							
<i>Date of actuarial valuation:</i>							
Assets	-	-	-	-	-		
Actuarial Liability	-	-	-	-	-		
Unfunded (Overfunded)	-	-	-	-	-	-	-
Percent funded	#DIV/0!	#DIV/0!	#DIV/0!	#DIV/0!	#DIV/0!		
OPEB							
<i>Date of actuarial valuation:</i>	3/31/2011	3/31/2012	3/31/2013	3/31/2014	3/31/2015		
Assets	-	-	-	-	-		
Actuarial Liability	803,663	816,172	966,799	1,540,396	827,353		
Unfunded	803,663	816,172	966,799	1,540,396	827,353	103	56
Percent funded	0%	0%	0%	0%	0%		
Sum of All Pension & OPEB Plans							
Assets	-	-	-	-	-		
Actuarial Liability	803,663	816,172	966,799	1,540,396	827,353		
Unfunded	803,663	816,172	966,799	1,540,396	827,353	103	56
Percent funded	0%	0%	0%	0%	0%		
Debt:							
Bonds & Contracts Payable	7,357,213	7,642,828	9,033,359	9,252,624	8,952,894		
Capital Leases	-	-	-	-	-		
Other Contractual Debt	-	-	-	-	-		
Structured Debt	7,357,213	7,642,828	9,033,359	9,252,624	8,952,894	621.52	601.39
Employee Compensated Absences	3,329	3,569	3,691	4,001	3,654	0.27	0.25
Landfill Closure & Postclosure Care	-	-	-	-	-	-	-
Uninsured Losses	-	-	-	-	-	-	-
Other Claims & Contingencies	-	-	-	-	-	-	-
Total Long Term Debt (Excl. Pension & RHC)	7,360,542	7,646,397	9,037,050	9,256,625	8,956,548	622	602
Population information	14,438	14,542	14,701	14,887	14,887		

Contact information

Contact Name: Amy Bessinger
 Contact Phone Number: 616-842-1340

CITIZENS' GUIDE TO LOCAL UNIT FINANCES - Spring Lake Township - Ottawa

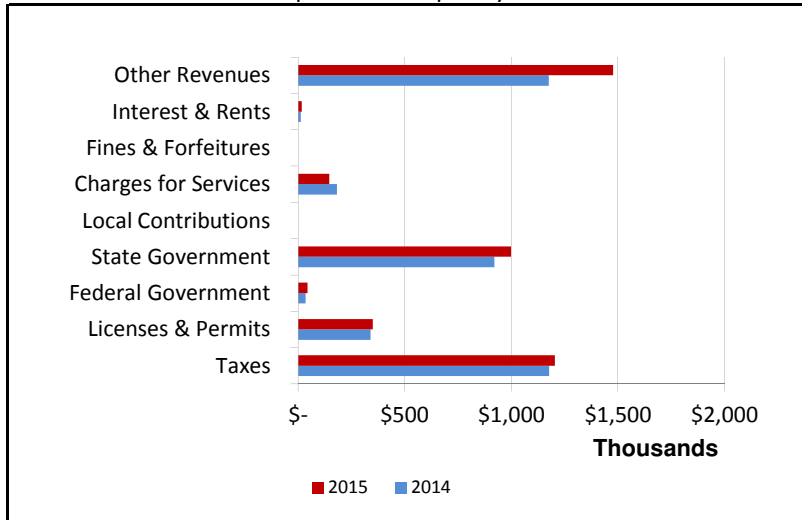
1. Where our money comes from (all governmental funds)



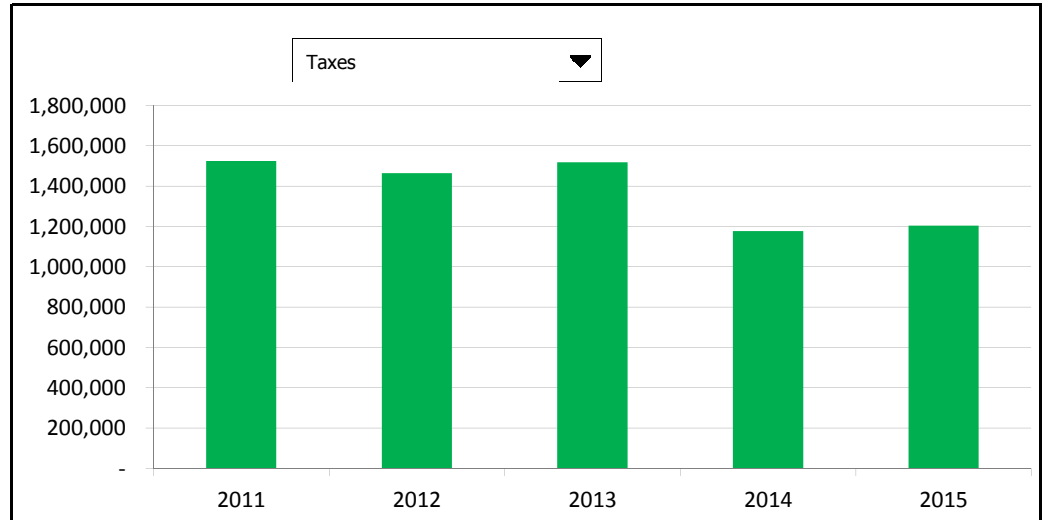
2. Compared to the prior year

	2014	2015	Change
Taxes	\$ 1,177,784	\$ 1,204,842	2.30%
Licenses & Permits	339,367	349,482	2.98%
Federal Government	34,373	43,275	25.90%
State Government	920,327	997,887	8.43%
Local Contributions	-	-	N/A
Charges for Services	181,234	146,390	-19.23%
Fines & Forfeitures	-	-	N/A
Interest & Rents	12,152	16,551	36.20%
Other Revenues	1,176,029	1,477,447	25.63%
Total Revenues	\$ 3,841,266	\$ 4,235,874	10.27%

3. Revenue sources - compared to the prior year



4. Historical trends of individual sources

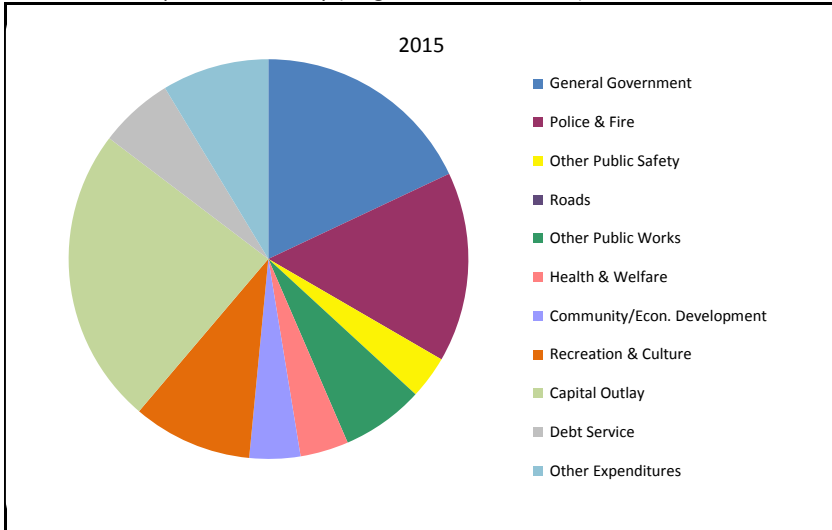


Commentary:

For more information on our unit's finances, contact Amy Bessinger at 616-842-1340.

CITIZENS' GUIDE TO LOCAL UNIT FINANCES - Spring Lake Township - Ottawa

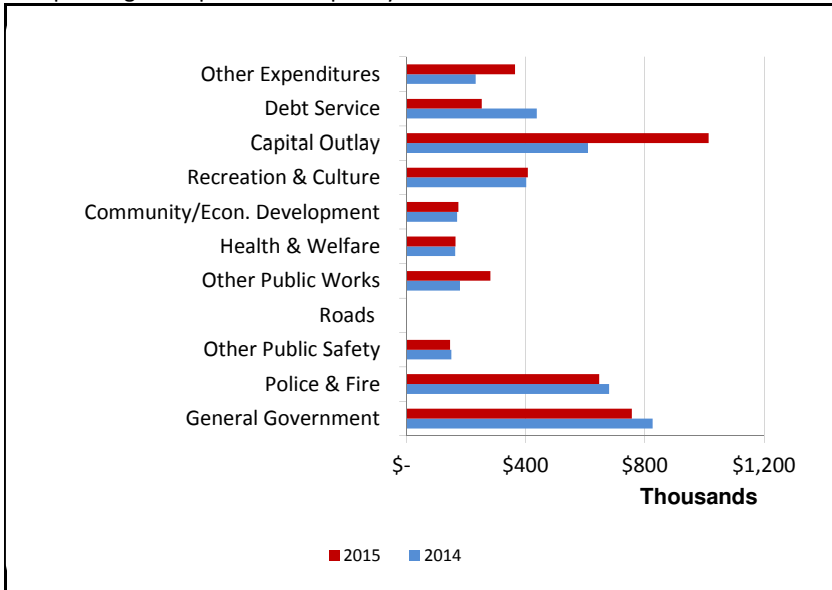
1. Where we spend our money (all governmental funds)



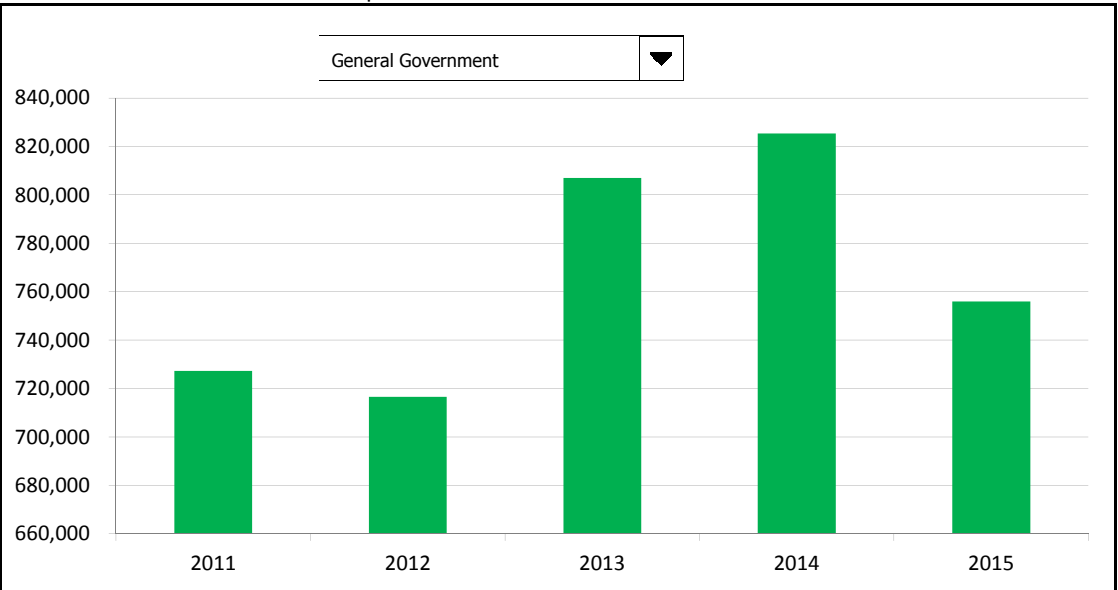
2. Compared to the prior year

	2014	2015	Change
General Government	\$ 825,405	\$ 755,905	-8.42%
Police & Fire	679,457	646,149	-4.90%
Other Public Safety	150,432	145,556	-3.24%
Roads	-	-	N/A
Other Public Works	178,910	281,145	57.14%
Health & Welfare	162,608	164,530	1.18%
Community/Econ. Development	168,945	173,273	2.56%
Recreation & Culture	402,043	406,482	1.10%
Capital Outlay	608,776	1,013,581	66.49%
Debt Service	437,031	251,839	-42.38%
Other Expenditures	231,303	364,143	57.43%
Total Expenditures	\$ 3,844,910	\$ 4,202,603	9.30%

3. Spending - compared to the prior year



4. Historical trends of individual departments:

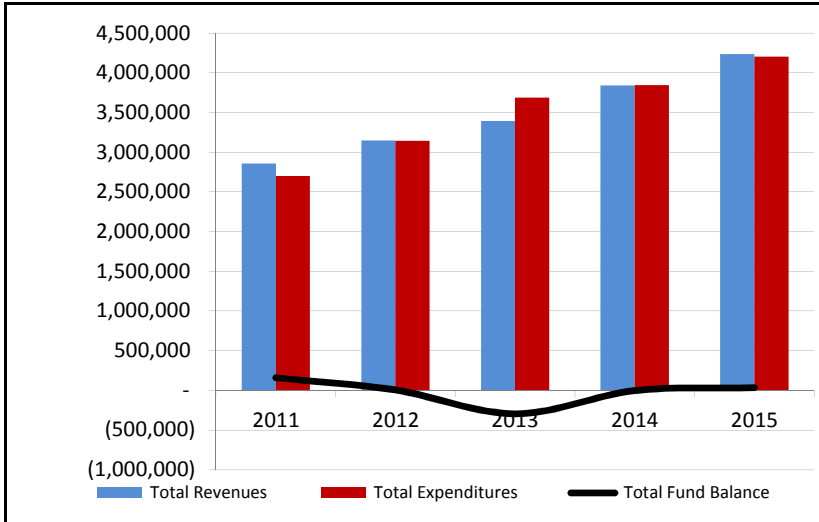


Commentary:

For more information on our unit's finances, contact Amy Bessinger at 616-842-1340.

CITIZENS' GUIDE TO LOCAL UNIT FINANCES - Spring Lake Township - Ottawa

1. How have we managed our governmental fund resources (fund balance)

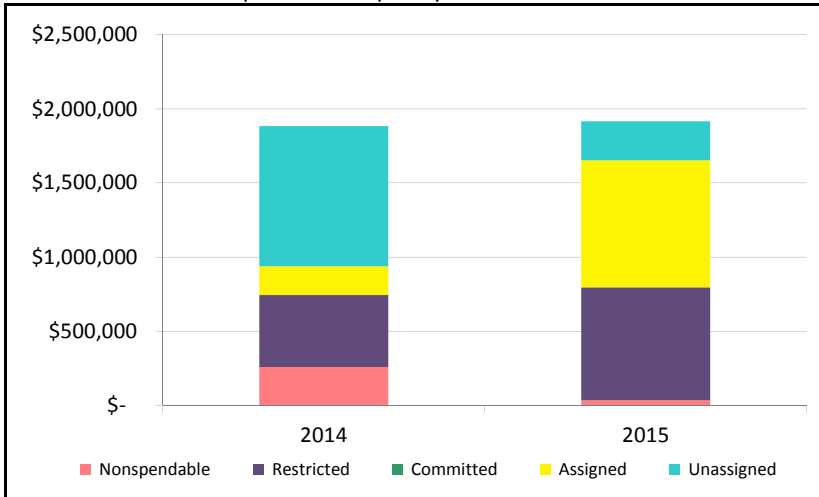


2. Compared to the prior year

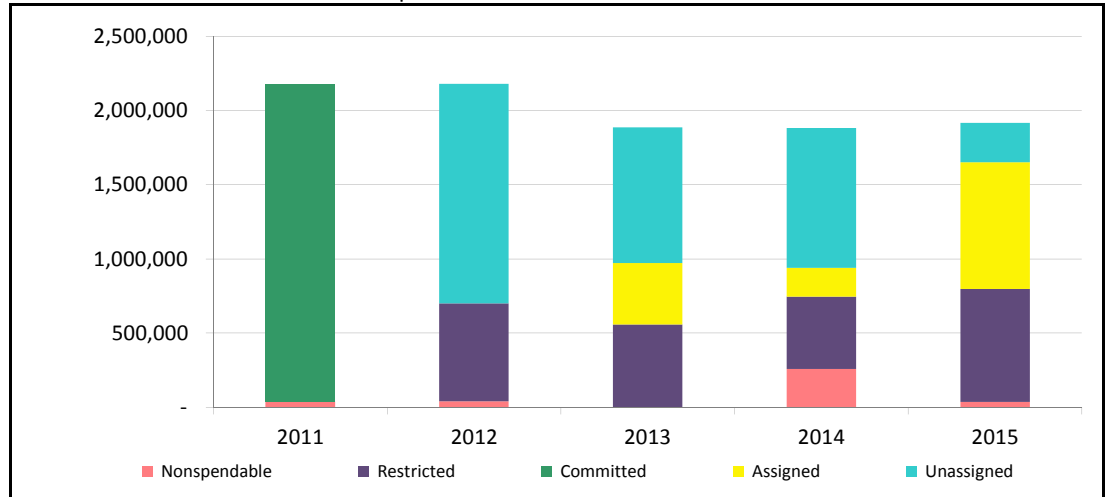
	2014	2015	Change
Revenues	\$ 3,841,266	\$ 4,235,874	10.27%
Expenditures	3,844,910	4,202,603	9.30%
Surplus (Shortfall)	\$ (3,644)	\$ 33,271	-1013.04%

Fund balance, by component:	2014	2015	Change
Nonspendable	\$ 258,758	\$ 35,778	-86.17%
Restricted	487,147	761,502	56.32%
Committed	-	-	N/A
Assigned	194,139	855,094	340.45%
Unassigned	943,944	264,885	-71.94%
Total Fund Balance	\$ 1,883,988	\$ 1,917,259	1.77%

3. Fund balance - compared to the prior year



4. Historical trends of individual components



Commentary:

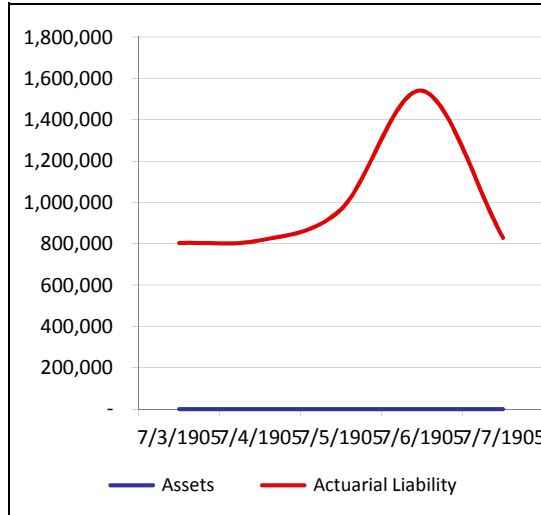
For more information on our unit's finances, contact Amy Bessinger at 616-842-1340.

CITIZENS' GUIDE TO LOCAL UNIT FINANCES - Spring Lake Township - Ottawa

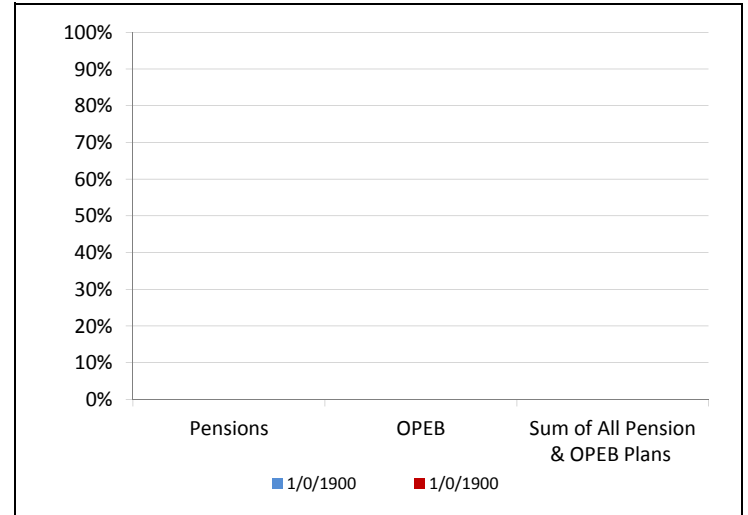
1. Pension funding status



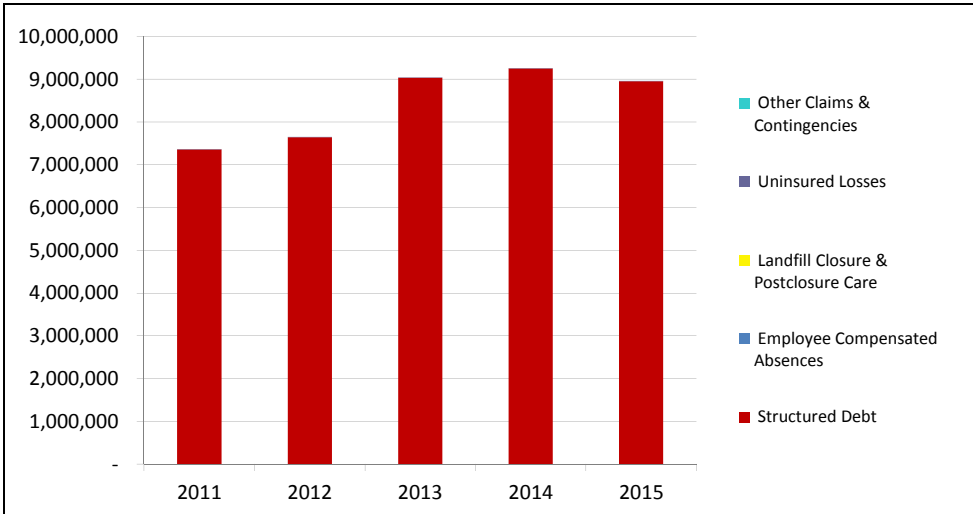
2. Retiree Health care funding status



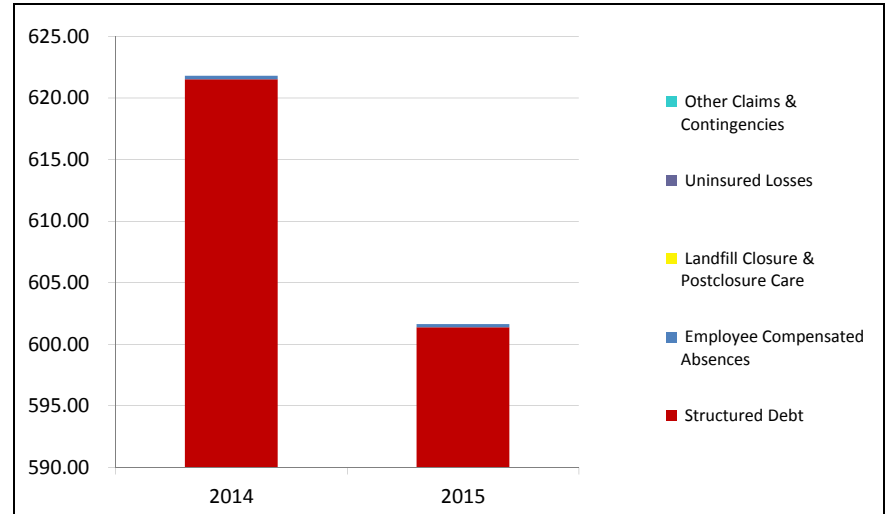
3. Percent funded - compared to the prior year



4. Long Term Debt obligations:



5. Debt & other long term obligations per capita - compared to the prior year



Commentary:

For more information on our unit's finances, contact Amy Bessinger at 616-842-1340.

F-65 line	Description	Aggregation	2011	2012	2013	2014	2015
	All Governmental Funds (col. A & b)						
	REVENUES						
101	Property taxes	Taxes	1,525,430	1,465,003	1,518,140	1,177,784	1,202,748
102	Tax reverted property	Taxes	-	-	-	-	-
103	Commercial facilities tax	Taxes	-	-	-	-	-
104	Trailer taxes	Taxes	-	-	-	-	2,094
105	Hotel/ motel tax	Taxes	-	-	-	-	-
106	Industrial facilities tax	Taxes	-	-	-	-	-
107	Income tax	Taxes	-	-	-	-	-
108	Business licenses & permits	Licenses & Permits	172,037	115,123	183,187	192,073	206,630
109	Non-business licenses & permits	Licenses & Permits	93,056	172,218	129,212	147,294	142,852
110	Federal govt. grants - general government	Federal Government	-	-	-	-	-
111	Federal govt. grants - public safety	Federal Government	19,449	32,141	17,469	34,373	43,275
112	Federal govt. grants - streets & highways	Federal Government	11,367	-	-	-	-
113	Federal govt. grants - sanitation	Federal Government	-	-	-	-	-
114	Federal govt. grants - health and/or hospitals	Federal Government	-	-	-	-	-
115	Federal govt. grants - welfare	Federal Government	-	-	-	-	-
116	Federal govt. grants - culture & recreation	Federal Government	-	-	-	-	-
117	Federal govt. grants - housing & community development	Federal Government	-	-	-	-	-
118	Federal govt. grants - water	Federal Government	-	-	-	-	-
119	Federal govt. grants - electric	Federal Government	-	-	-	-	-
120	Federal govt. grants - transit	Federal Government	-	-	-	-	-
121	Federal govt. grants - other	Federal Government	-	26,865	-	-	-
122	State revenue sharing	State Government	698,142	919,139	869,921	885,645	944,281
123	State aid - general government	State Government	-	-	-	-	-
124	State payment in lieu of taxes	State Government	-	-	-	-	-
125	State swamp and land taxes	State Government	-	-	-	-	-

<u>F-65 line</u>	<u>Description</u>	<u>Aggregation</u>	<u>2011</u>	<u>2012</u>	<u>2013</u>	<u>2014</u>	<u>2015</u>
126	State aid - public safety	State Government	-	-	-	-	-
127	State pass-thru of act 51(Streets)	State Government	-	-	-	-	-
128	State aid - streets & bridges	State Government	7,768	7,183	7,470	7,753	7,106
129	State aid - sanitation	State Government	-	-	-	-	-
130	State aid - health and/or hospitals	State Government	-	-	-	-	-
131	State aid - welfare	State Government	-	-	-	-	-
132	State aid - culture & recreation	State Government	-	32,545	198,904	-	46,500
133	State aid - housing & community development	State Government	-	-	-	-	-
134	State aid - water	State Government	-	-	-	-	-
135	State aid - electric	State Government	-	-	-	-	-
136	State aid - transit	State Government	-	-	-	-	-
137	State aid - other	State Government	-	-	22,361	26,929	-
138	Local donations - general government	Local Contributions	-	-	-	-	-
139	Local donations - public safety	Local Contributions	-	-	-	-	-
140	Local donations - streets & highways	Local Contributions	-	-	-	-	-
141	Local donations - sanitation	Local Contributions	-	-	-	-	-
142	Local donations - health and/or hospitals	Local Contributions	-	-	-	-	-
143	Local donations - welfare	Local Contributions	-	-	-	-	-
144	Local donations - culture & recreation	Local Contributions	-	-	-	-	-
145	Local donations - housing & community development	Local Contributions	-	-	-	-	-
146	Local donations - Gas, water, electric	Local Contributions	-	-	-	-	-
147	Local donations - transit	Local Contributions	-	-	-	-	-
148	Local donations - other	Local Contributions	-	-	-	-	-
149	Court-ordered fees and charges	Charges for Services	-	-	-	-	-
150	Statutory court fees & charges	Charges for Services	-	-	-	-	-
151	Clerk's office charges	Charges for Services	-	-	-	-	-
152	Election charges	Charges for Services	-	-	-	-	-
153	Register of Deeds fees	Charges for Services	-	-	-	-	-
154	All other statutory fees	Charges for Services	-	-	-	-	-

<u>F-65 line</u>	<u>Description</u>	<u>Aggregation</u>	<u>2011</u>	<u>2012</u>	<u>2013</u>	<u>2014</u>	<u>2015</u>
155	Fire run charges	Charges for Services	-	-	-	-	-
156	Police fees	Charges for Services	-	-	-	-	-
157	Other charges for services	Charges for Services	59,859	155,101	156,413	181,234	146,390
158	Parks and recreation fees	Charges for Services	-	-	-	-	-
159	Parking fees	Charges for Services	-	-	-	-	-
160	All other fees	Charges for Services	66,058	-	-	-	-
161	Fines, penalties & forfeits	Fines & Forfeitures	-	-	-	-	-
162	Interest & dividends	Interest & Rents	18,380	7,942	6,219	12,152	10,041
163	Rents & royalties	Interest & Rents	-	-	-	-	6,510
164	Misc. other revenue	Other Revenues	1,473	5,402	3,136	1,159	246
165	Special assessments	Other Revenues	185,021	200,329	197,316	933,567	960,543
166	Sale of fixed assets	Other Revenues	-	1,918	83,792	-	-
167	Contributions	Other Revenues	-	5,000	-	10,000	5,000
168	Ambulance services	Other Revenues	-	-	-	-	-
169	Other refunds & rebates	Other Revenues	-	-	-	-	147,515
170	Debt issuance	Other Revenues	-	-	-	-	-
171	Extraordinary/ Special items	Other Revenues	-	-	-	-	-
172	Interfund transfers In	Other Revenues	-	-	-	231,303	364,143
	EXPENDITURES						
201	Legislative	General Government	23,548	23,363	27,696	23,419	23,561
202	Judicial	General Government	-	-	-	-	-
203	Chief executive	General Government	165,934	171,524	42,675	43,597	182,391
204	Treasurer	General Government	38,538	30,825	33,966	46,755	31,997
205	Assessing	General Government	217,447	223,377	231,893	260,773	218,611
206	Clerk	General Government	128,855	133,945	125,616	134,880	132,394

<u>F-65 line</u>	<u>Description</u>	<u>Aggregation</u>	<u>2011</u>	<u>2012</u>	<u>2013</u>	<u>2014</u>	<u>2015</u>
207	Elections	General Government	30,276	-	21,163	2,912	24,623
208	Finance	General Government	108,602	106,043	126,656	132,434	140,855
209	Building & grounds	General Government	-	-	-	-	-
210	All other gen gov.	General government	14,034	27,448	197,272	180,635	1,473
211	Police	Police & Fire	44,354	40,806	44,376	156,988	147,690
212	Fire	Police & Fire	445,139	471,240	528,547	522,469	498,459
213	Combined public safety	Police & Fire	-	-	-	-	-
214	Dispatch (if separate)	Police & Fire	-	-	-	-	-
215	Jail	Police & Fire	-	-	-	-	-
216	Building regulations	Other Public Safety	123,786	134,283	138,944	150,432	145,556
217	Other public safety	Other Public Safety	-	-	-	-	-
218	DPW	Other Public Works	196,188	288,479	295,501	178,910	281,145
219	Roads & bridges	Roads	-	-	-	-	-
220	Trash disposal & landfilling	Other Public Works	-	-	-	-	-
221	Water & sewer	Other Public Works	-	-	-	-	-
222	Electricity	Other Public Works	-	-	-	-	-
223	Airports	Other Public Works	-	-	-	-	-
224	Public transportation	Other Public Works	-	-	-	-	-
225	Water (separate fund)	Other Public Works	-	-	-	-	-
226	Other public works	Other Public Works	-	-	-	-	-
227	Health dept.	Health & Welfare	-	-	-	-	-
228	Alcoholism & substance abuse	Health & Welfare	-	-	-	-	-
229	Hospital	Health & Welfare	-	-	-	-	-
230	Medical examiner	Health & Welfare	-	-	-	-	-
231	Mental health	Health & Welfare	-	-	-	-	-
232	Ambulance	Health & Welfare	-	-	-	-	-
233	Child care	Health & Welfare	-	-	-	-	-
234	Human services	Health & Welfare	-	-	-	-	-
235	Area agency on aging	Health & Welfare	158,534	-	-	-	164,530
236	Veterans' programs	Health & Welfare	-	-	-	-	-
237	Other health & welfare	Health & Welfare	-	159,098	160,127	162,608	-
238	Public housing	Community/Econ. Development	-	-	-	-	-
239	Planning & zoning	Community/Econ. Development	168,779	169,323	165,736	168,945	173,273

<u>F-65 line</u>	<u>Description</u>	<u>Aggregation</u>	<u>2011</u>	<u>2012</u>	<u>2013</u>	<u>2014</u>	<u>2015</u>
240	Economic development	Community/Econ. Development	-	-	-	-	-
241	Oher community development	Community/Econ. Development	-	-	-	-	-
242	Parks & recreation	Recreation & Culture	231,090	213,803	232,157	252,663	406,482
243	Library	Recreation & Culture	-	-	-	-	-
244	Other cultural activities	Recreation & Culture	145,767	146,161	147,277	149,380	-
245	Fringe benefits not directly allocated to departments	Other Expenditures	-	-	-	-	-
246	Capital outlay	Capital Outlay	166,617	505,905	915,245	608,776	1,013,581
247	Debt service	Debt Service	292,688	296,238	252,994	437,031	251,839
248	Interfund transfers out	Other Expenditures	-	-	-	231,303	364,143
249	Extraordinary/ Special items	Other Expenditures	-	-	-	-	-
	FUND BALANCE						
531	Nonspendable	Nonspendable	38,420	38,951	-	258,758	35,778
532	Restricted	Restricted	-	660,717	557,659	487,147	761,502
533	Committed	Committed	2,139,465	-	-	-	-
534	Assigned	Assigned		-	415,049	194,139	855,094
535	Unassigned	Unassigned		1,482,265	914,924	943,944	264,885

This sheet has been protected with no password

Unlocked cells have conditional formatting set so that when they are blank, they are colored yellow.