




















DASHBOARD FOR THE YEAR ENDED MARCH 31, 2019






Performance Improving 





Performance Staying About the Same 

Performance Declining 

Fiscal Stability and Economic Strength	Prior	Current	Progress
Township Operating Millage Rate	0.5500	0.7500	
Fund balance as % of annual General Fund expenditures	56%	41%	
Lowest fund balance as % of monthly General Fund expenditures (November)	37%	40%	
Bond Rating	AA	AA	
Debt burden per capita	\$757	\$690	
Investment in streets, water and wastewater infrastructure per capita	\$29	\$22	
Number of mortgage foreclosures	8	4	

Public Safety	Prior	Current	Progress
Violent crimes per thousand	1.4	1.1	
Property crimes per thousand	8.4	9.3	
Number of fire incidences	35	24	
Dollar amount of Fire loss	\$333,300	\$208,450	
Number of EMS/Rescue incidences	812	827	
Average response time for EMS incidents (minutes)	6:15	6:57	
Average response time for Structure Fire incidents (minutes)	8:57	11:41	

Governmental Efficiency	Prior	Current	Progress
Annual General Fund expenditures per capita	\$181	\$213	
Sewer commodity rate compared to other local municipalities (Below Average)	-18%	-15%	
Water commodity rate compared to other local municipalities (Below Average)	-26%	-28%	
Full-time employee equivalents per thousand residents	1.19	1.05	
Number of services delivered via cooperative venture	12	12	

Quality of Life	Prior	Current	Progress
Percent of General Fund budget committed to culture and recreation	12.3%	12.9%	
Acres of park per thousand residents	73.9	73.9	
Miles of sidewalks and non-motorized trails	29.75	29.75	
% of drinking water standards met	100%	100%	

Comparison of Spring Lake Township tax millage, water, and sewer rates to other area municipalities is available on our website, visit www.springlaketwp.org/Depts/FinancialInfo.shtml.

For additional performance measures on the county level, visit www.co.ottawa.mi.us/CoGov/Depts/Planning/pdf/County_Dashboard.pdf